



111 Highland Drive - Putnam, CT 06260
Phone 860-928-5834 - Fax 860-928-2676

www.spectralproducts.com

30W High Stability Tungsten-Halogen Light Source

- ASB-W-030 -

Operation Manual





111 Highland Drive - Putnam, CT 06260
Phone 860-928-5834 - Fax 860-928-2676

www.spectralproducts.com

Important Safety Notices

1. Never look directly into the light beam, including through the cooling fan while light is on, as this can cause eye damage.
2. Do not remove or modify any installed safety device on this equipment. Doing so will void your warranty and create an unsafe operating environment.
3. Do not use the unit if it is damaged in any way. Contact your dealer for repair or replacement information.

Warranty and Liability

This SP's product is warranted against defects in material and workmanship for a period of one year from the date of shipment. During the warranty period, Spectral Products will, without charge, repair or replace, at its discretion, the defective product or component parts.

For warranty service or repair, this product must be returned to a service facility designated by Spectral Products (SP). For products returned under warranty, the Buyer shall prepay shipping charges (including shipping charges, duties, and taxes for products returned to SP from another country), and SP will pay for shipping charges to return the product to the Buyer.

This warranty does not apply in the event of misuse or abuse of the product or as a result of unauthorized alterations, modifications or repairs, if the serial number is altered, defaced or removed, the improper or inadequate maintenance by the Buyer, Buyer-supplied software or interfacing, or improper site preparation or maintenance. No other warranty is expressed or implied. SP shall not be liable for any consequential damages, including without limitation, damages resulting from loss of use, as permitted by law.



111 Highland Drive - Putnam, CT 06260
Phone 860-928-5834 - Fax 860-928-2676

www.spectralproducts.com

General Information

The ASB-W-030 is a complete light source assembly with a tungsten-halogen lamp that emits in the 300 to 2600 nanometer (nm) wavelength region. It has been designed to transfer the maximum possible illumination from a tungsten-halogen lamp to Digikröm monochromators. The tungsten-halogen lamps of the ASB-W-030 are near blackbody sources of light with fused silica envelopes around the lamp filaments. Figure 1 shows blackbody spectral distributions at various color temperatures in Kelvin (K). The ASB-W-030 spectral distributions resemble those of Figure 1 out to about 2600nm, beyond which the transmission of the fused silica lamp envelope limits the output.

In addition to the 30 Watt tungsten-halogen lamp (SP type ASB-W-030B), the ASB-W-030 features a housing for the lamp and an adjustable constant current power supply. The housing contains a focusable fused silica lens assembly selected for optimum coupling to the monochromator. The focus adjustment also allows for flexible mounting configurations for the ASB-W-030, with output focusing adjustable over a wide range of focal lengths. This also makes the ASB-W-030 an excellent light source for illumination of samples.

The 30 Watt tungsten-halogen lamp used in the ASB-W-030 has a nominal color temperature of 3100 K and an average life of 400 hours at this temperature. The color temperature of the lamp is directly proportional to the lamp current which may be varied $\pm 25\%$ with a control knob on the power supply. Over this range, both illumination and average life will change by approximately $\pm 50\%$.

The optics of the ASB-W-030, in combination with the 30 Watt lamp, provides maximum illumination for monochromators. Higher power lamps have larger filaments, but no greater brightness per unit area. A filament larger than the 30 Watt size would simply overfill the entrance slit.

The power supply provided with the ASB-W-030 is a DC current regulated power supply. Current regulation optimizes color temperature stability.

Installation and Operation

1. LAMP HOUSING MOUNTING:

The ASB-W-030 is easily mounted to either the CM series or DK series of **Digikröm** Monochromators and Spectrographs. The tapered flange is for use with the DK series and mounts with the use of the two screws provided with the flange. The tapered side of the flange should be facing away from the monochromator. This flange is not required for use with the CM series and can be discarded if provided.

Insert the open end of the housing over the flange or over the standard port flanges on the CM series and tighten the three setscrews on the housing. These screws provide the ability to center the lamp filament image on the monochromator's slit.

2. CURRENT ADJUSTMENT:

The current driving the lamp may be adjusted at the front of the ASB-W-030 power supply. The color temperature, power output and lamp life can be altered by adjusting the amount of current. As a rule of thumb, color temperature is directly proportional to the lamp current, power output increases as the fourth power of the lamp current and the lamp life is inversely proportional to the power output.

3. 9 PIN EXTENSION CABLE:

Use the cable to connect the ASB-W-030 Lamp Assembly to the Power Supply.

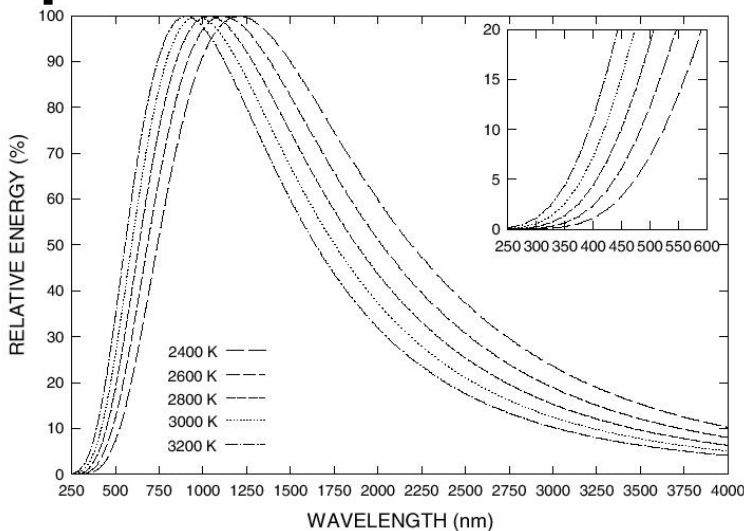
4. FOCUS:

Set the monochromator at zero nm and adjust the screw at the rear of the housing until the filament image is sharp. Better focus will result in better light transmission.

Specifications

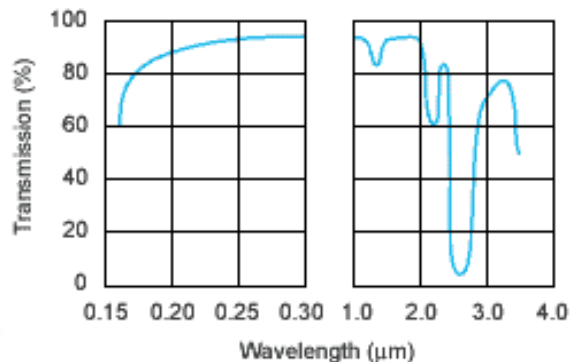
Lamp	Type: Tungsten-halogen Filament size: 1mm x 4mm Power input: 30 Watts (nominal) Light Output: 800 lumens (nominal) Current: 2.75 amp (nominal) Color Temperature: 3100°K Average Life: 400 hours (nominal)
Mount	Tapered flange, adjustable, Post mounting for standalone operation
Housing	Air cooled with focusable fused silica doublet collection lens, f/1.9 collection and f/3.9 output.
Power Input	115 VAC, 50/60 Hz, 1 amp (standard) 220 VAC, 50/60 Hz, 0.5 amp (optional)
Power Output	Type: constant current DC Range: 2.0 amp to 3.5 amp Regulation: 0.05%
Spectral Distribution	near blackbody
Warranty	One year

Spectrum Curves



Black body Radiation Curves

Fused silica Transmittance Curve



CHANGING THE BULB

1. Remove the top screw from the lamp mount base (**Fig1.A**) and three bottom screws (**Fig1.B**) and gently pull the assembly from the housing.
2. Disconnect the Fan leads from connector to remove the lamp mount base completely.
3. Pull the two pronged bulb from its base and replace with a new bulb. Care must be taken to avoid touching the bulb with bare fingers as this may result in loss of intensity and/or premature lamp failure.
4. Reconnect the Lamp leads and re-insert lamp assembly into the housing.

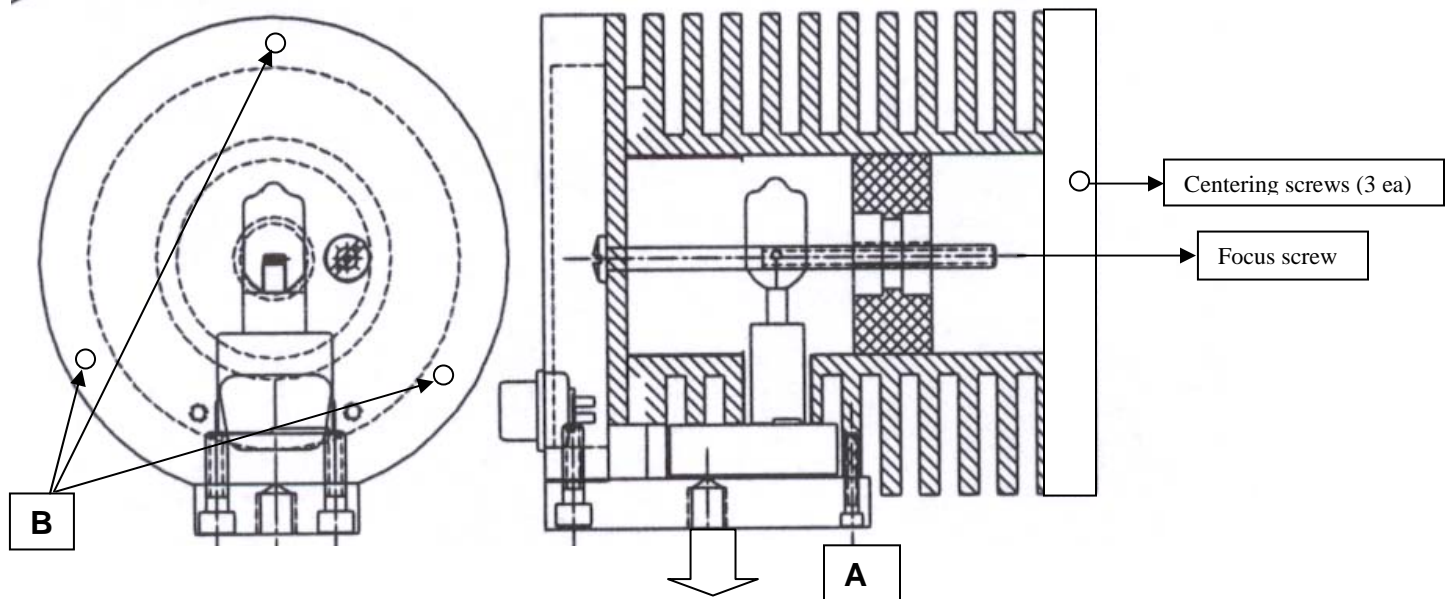


Fig 1.

ASB-W-030 LAMP HOUSING



111 Highland Drive - Putnam, CT 06260
Phone 860-928-5834 - Fax 860-928-2676

www.spectralproducts.com

Technical Support

Toll Free: (877) 928-5834, ext 215

Tel: (860) 928-5834, ext 215

Fax: (860) 928-2676

Website: <http://www.spectralproducts.com>

Email: mdrugan@spectralproducts.com / support@spectralproducts.com